





# Plant Spacing for a Typical 4' x 4' Square Foot Garden

Extra-large: 1 per square • Large: 4 per square • Medium: 9 per square • Small: 16 per square

Use the North facing side of your bed to plant vertical crops. This chart represents plant spacing only, look for many seasonal planting details, tips, and applications in the SFG books or visit us at: [www.squarefootgardening.org](http://www.squarefootgardening.org)






Tomato

Cucumber

Peas

Melon






Basil Small Variety

Marigold

Eggplant

Onions







Lettuce

Beets

Carrots

Beans Bush Variety



Cabbage

Green Onions

Spinach

Radishes

# Planning a Typical 4' x 4' Square Foot Garden

**Extra-large: 1 per square • Large: 4 per square • Medium: 9 per square • Small: 16 per square**



Anyone can be a successful gardener using the Square Foot Gardening method. When mapping your garden always use the North facing side of your bed to plant vertical crops. Use this blank template to sketch out what you'd like to grow. Remember that many vegetables ripen in a short enough time to allow you to replant a square a second or even a third time, depending on your growing season. For more information on what to plant visit us at: [www.squarefootgardening.org](http://www.squarefootgardening.org)
